

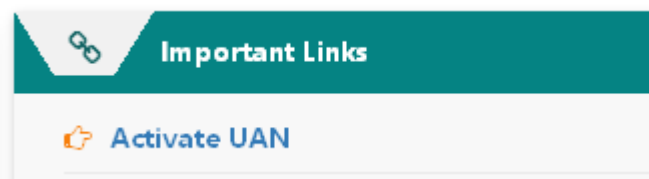
## **How to Activate UAN and check PF Balance Online**

For Checking PF balance Amount through online Employee needs to activate his UAN first.

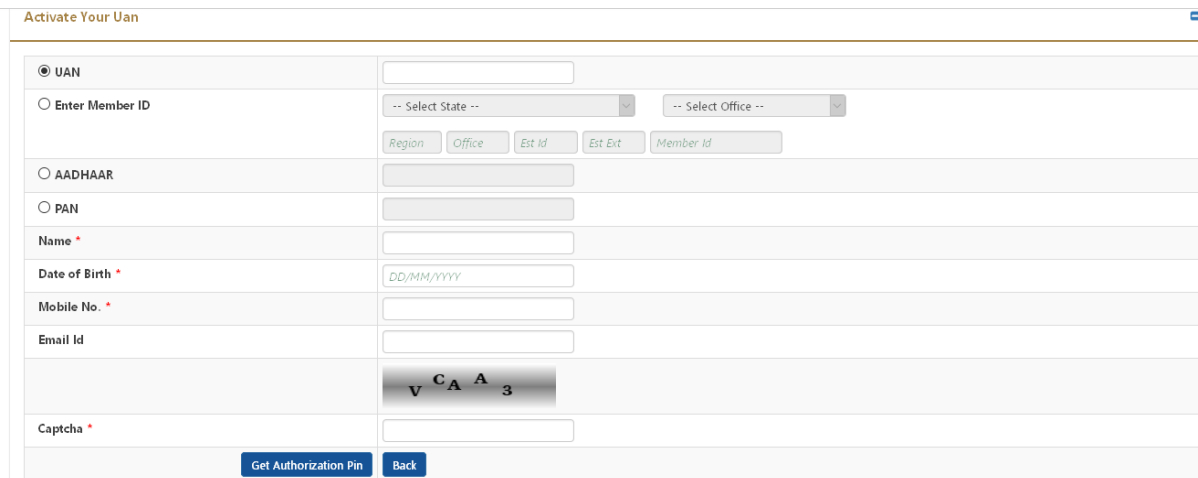
**Step 1: For activation of UAN, paste below link in any browser**

<https://unifiedportal-mem.epfindia.gov.in/memberinterface/>

**Step 2: Click on Activate UAN link under “Important links”**



**Step 3: Fill up below information (\* Red star is mandatory), get authorization PIN and make password.**

A screenshot of a web form titled 'Activate Your Uan'. The form has several sections: 'UAN' (selected with a radio button), 'Enter Member ID' (with dropdowns for State and Office, and input fields for Region, Office, Est Id, Est Ext, and Member Id), 'AADHAAR', 'PAN', 'Name \*', 'Date of Birth \*' (with a DD/MM/YYYY format), 'Mobile No. \*', 'Email Id', a CAPTCHA image showing 'V C A A 3', and 'Captcha \*'. At the bottom are 'Get Authorization Pin' and 'Back' buttons.

**Step 4: After activation of UAN please paste /Click below link for view or download the PF passbook.**

<https://passbook.epfindia.gov.in/MemberPassBook/Login.jsp>

**Note: Your UAN is mentioned on your Payslip.**

**If you face any issue while above mentioned process then call us on 011-499911111**

# 1. Universal Account Number or UAN

Universal Account Number is a 12-digit number, every employer contributing to EPF has. The Employee Provident Fund Organisation (EPFO) allots it. UAN of an employee remains same throughout life irrespective of the number of job he/she changes. Every time an employee switches job, EPFO allots a new member identification number (ID), which will be linked to the UAN. You can put in a request for this new member ID by submitting the UAN to the new employer. Once the member ID is created, it gets linked to the UAN of the employee.

The UAN remains same and portable throughout the life of an employee. Employee shall have different member ID's generated at the time of changing the job. All such member Id's are linked to the Universal Account Number of the employee to ease the process of EPF transfers and withdrawals.

## 2. How to know your UAN

### a. Through Employer

In the normal course, you can easily get your Universal Account Number from your employer allotted to you by the EPFO. Some employers print the UAN number in the salary slips too.

### b. Through UAN Portal using PF number/member ID

It is possible, that you are unable to get your Universal Account Number from the employer, you can obtain the UAN number through UAN portal also. You need to follow the below steps:

**Step 1:** Go the UAN Portal <https://unifiedportal-mem.epfindia.gov.in/memberinterface/>

**Step 2:** Click on the tab 'Know your UAN Status'. The following page will appear.



**Know Your Uan**

Enter Member ID

AADHAAR

PAN

Name \*

Date of Birth \*

Mobile No. \*

Email Id

Captcha \*

**Step 3:** Select your state and EPFO office from dropdown menu and enter your PF number/member ID along with the other details such as name, date of birth, mobile no, captcha code . You can get the PF number/member ID from your salary slip. Enter the tab 'Get Authorization Pin'.

**Step 4:** You will receive a PIN on your mobile number. Enter the PIN and click on 'Validate OTP and get UAN' button.

**Step 5:** Your Universal Account Number will be sent to your mobile number.

### 3. How to activate and login to the EPFO website using UAN?

In order to activate UAN, it is essential that you have your Universal Account Number and PF member id with you. Given below are steps to activate.

**Step 1:** Go the [EPFO homepage](#) and click on 'For Employees' under 'Our Services' on the dashboard..



|                |                            |               |                 |
|----------------|----------------------------|---------------|-----------------|
| Our Services ▾ | Status Of Establishments ▾ | EPFO Corner ▾ | Miscellaneous ▾ |
|----------------|----------------------------|---------------|-----------------|

**For Employers**

**For Employees**

For International Workers

For Pensioners - Locate Jeevan Pramaan Centre

Locate an EPFO Office

**Who's Who**

- Principal Employers-CAIU Portal
- Pensioners' Portal <sup>Now</sup>
- TRRN Query Search
- International Workers Portal
- eKYC Portal

**What's New**

- Notice of advocates shortlisted for screening / interview for

**EPFO INITIATIVES**

Establishment online.

ESIC available in Shram Suvidha Portal of the Ministry of Labour and

7 days and retirement claims being settled on the day of retirement (in

ing held on 16th October by the Hon'ble Prime Minister of India).

of Certificate of Coverage to the EPF Members migrating to countries

A) with India.

Establishment Registration

KYC Updation (Member)

UMANG <sup>Now</sup>

ECR>Returns/ Payment

Online Claims

Member Account Transfer

e-Passbook

Performance of

Establishments

Shram Suvidha

Common ECR ( EPFO/ESIC )

**Vision**

**Mission**

**About Us**

- EPFO is one of the World's largest Social Security Organisations in terms of clientele and the volume of financial transactions undertaken. At present it maintains more than 15 crore accounts pertaining to its members.
- The Employees' Provident Fund came into existence with the promulgation of the Employees' Provident Funds Ordinance on the 15th November, 1951. It was replaced by the Employees' Provident Funds Act, 1952. The Employees' Provident Funds Bill was introduced in the

[https://epfindia.gov.in/site/en/For\\_Employees.php?id=sm2\\_index](https://epfindia.gov.in/site/en/For_Employees.php?id=sm2_index)

**Step 2:** Click on 'Member UAN/Online services' in the services section. You would reach the UAN portal.



|                |                            |               |                 |
|----------------|----------------------------|---------------|-----------------|
| Our Services ▾ | Status Of Establishments ▾ | EPFO Corner ▾ | Miscellaneous ▾ |
|----------------|----------------------------|---------------|-----------------|

**FOR EMPLOYEES**

The three Social Security Schemes run by the Employees' P F Organisation are for the employees engaged in the Industries and establishments and EPFO constantly makes effort to provide better services. Information regarding all the available services and the application forms for Employees and Pensioners are available for download and the process for availing the benefits have been explained in the documents and FAQs. The women employees are also given the benefits at par and there are special benefits for the employees who had to leave the present job due to physical incapacitation. The youth of the country who are our potential customers either by becoming an entrepreneur or an employee can also collect all information on the facilities and the benefits provided by the EPFO.

**Introduction of Universal Account Number for EPFO Subscribers**

| SERVICES   | IMPORTANT LINKS   | DOWNLOADS   |
|--|---|---|
| <ul style="list-style-type: none"> <li>Member Passbook</li> <li><b>Member UAN/Online Service (OCS/OTCP)</b></li> <li>OCS / UMANG - FAQs / Eligibility</li> <li>Know Your Claim Status</li> <li>EPFIGMS (Register your Grievance)</li> <li>Fillable Application Form for COC</li> </ul> | <ul style="list-style-type: none"> <li>Missed Call Service (01122901406)</li> <li>Short Code SMS Service (7738299899)</li> <li>Know Which Claim Form to Submit</li> <li>Status - IWU Certificate of Coverage Issued</li> <li>Video Tutorials</li> </ul> | <ul style="list-style-type: none"> <li>Contribution Rate</li> <li>Wage Ceiling</li> <li>Rate of Interest</li> <li>Process for Change in Name &amp; Basic Details of Members</li> <li>Help - Establishment Search Use</li> </ul> |

**Step 3:**

- Enter your Universal Account Number, mobile number and PF member ID. Enter the captcha characters. Click on 'Get authorization PIN' button. You will receive the PIN on your registered mobile number.
- Click on 'I Agree' under the Disclaimer checkbox and enter the OTP that you receive on your mobile number and click on 'Validate OTP and Activate UAN'.
- On activation of the UAN, you will receive a password on your registered mobile number to access your account.

- If you wish to change your password it is possible, when you log into the UAN portal with your Universal Account Number as id and the password you receive on your mobile number.

EMPLOYEES' PROVIDENT FUND ORGANISATION, INDIA  
MINISTRY OF LABOUR & EMPLOYMENT, GOVERNMENT OF INDIA

Universal Account Number (UAN)  
MEMBER e-SEWA

Dear EPF Members !!

- ▶ Member Passbook service is available at [www.epfindia.gov.in](http://www.epfindia.gov.in) [ Our Services >> For Employees >> Member Passbook ]
- ▶ Aadhaar Based Online Claim Submission
- ▶ Seeded Aadhaar against activated UAN is mandatory for online claim submission.
- ▶ Other frequently used services are available at [www.epfindia.gov.in](http://www.epfindia.gov.in)
- ▶ EPFO services are now available on the UMANG (Unified Mobile APP for New Governance). The UMANG APP can be downloaded by giving a missed call 9718397183. The APP can also be downloaded from UMANG website or from the play/app stores. Erstwhile EPF mobile services are being discontinued

UAN:   
Password:   
Captcha:   
Sign in | Reset  
Forgot Password

Benefits of Registration

- ▶ Download/Print your Updated Passbook anytime.
- ▶ Download/ Print your UAN Card.
- ▶ Update your KYC information.

**NOTE**

- ✓ Members with authenticated Aadhaar and Bank details seeded against their UAN can now submit their PF Withdrawal/Settlement/Transfer claims online.
- ✓ One mobile number can be used for one registration only.

Important Links

- ▶ Activate UAN
- ▶ Know your UAN status
- ▶ Online Aadhaar Verified UAN Allotment

## 4. Features & benefits of UAN

- Universal Account Number or UAN helps to centralize employee data in the country.
- One of the biggest use of this unique number is that it brings down the burden of employee verification from companies and employers by EPF organization.
- This account made it possible for EPFO to extract the bank account details and KYC of the member and KYC without the help of employers.
- It is useful for EPFO to track multiple job switches of employee.
- Untimely and early EPF withdrawals have reduced considerably with the introduction of UAN.

## 5. Advantages of UAN to employees

- Every new PF account with a new job will come under the umbrella of a single unified account.
- It is easier to withdraw (fully or partially) PF online with this number.
- Now the employees themselves can transfer PF balance from old to new using this unique account number.
- Any time you want a PF statement (visa purpose, loan security etc.), you can download one instantly – either by logging in using member ID or UAN or by sending an SMS.
- There will be no need for new employers to validate your profile if the UAN is already Aadhaar and KYC-verified.
- UAN ensures that employers cannot access or withhold the PF money of their employees.

- It is easier for employees to ensure that his/her employer is regularly depositing their contribution in the PF account.

## 6. HOW TO CHECK CLAIM STATUS

<https://passbook.epfindia.gov.in/MemClaimStatusUAN/>

EPFO Website Technical Help : 18001-18005 (Toll Free) -Timing : 9:15 AM to 5:45 PM Ver 1.0

 **Employees' Provident Fund Organisation, India**  
Ministry of Labour & Employment, Government of India

**Log-In to View Passbook**

User Name :

Password :



Captcha :

**Important**


1. This facility is to view the Member Passbook for the members registered on the Unified Member Portal.
2. Passbook will be available **after 6 Hours** of registration at Unified Member Portal.
3. Changes in the credentials at Unified Member Portal will be effective at this Portal **after 6 Hours**.
4. Passbook will have the entries which has been reconciled at the EPFO field offices.
5. Passbook facility not be available for the Exempted Establishments Members / Settled Members / InOperative Members.

Designed, Developed and Hosted by: [ADC], Employees' Provident Fund Organisation, India  
Best viewed in 1280 x 1024 screen resolution.


## 7. HOW TO CHECK PASSBOOK:

<https://passbook.epfindia.gov.in/MemberPassBook/Login.jsp>

HelpLine No : 18001-18005 (Toll Free)  
Timing : 9:15 AM to 5:45 PM

 **Employees' Provident Fund Organisation, India**  
कर्मचारी भविष्य निधि संगठन, भारत  
Ministry of Labour & Employment, Govt. of India / कर्म एवं रोजगार विभाग, भारत सरकार

**Enter UAN and CAPTCHA for Claim Status**



**Important**

**UMANG**

Official App for availing online EPFO services and various other government services.  
Download UMANG App now.

